



























Qualifications  
Qualification

Time: 17:56  
Date: 03-05-2003  
Page: 1

RESULTATS DETAILLES DES EQUIPES  
FULL TEAM RESULTS

Num	Nation	Féd	Juges / Judges						Pen.
Num	Nation	Fed	1	2	3	4	5	6	Pen.
<b>1</b>	<b>RUSSIA</b>	<b>RUS</b>	<b>Match 139.107 (1)</b>						
	GAF 46.775	64 	9.375	9.35	9.40	9.40	9.35		
	63 KHORKINA Svetlana	63 	* 19.000	9.70	9.55	9.45	9.45		
	64 PAVLOVA Anna	64 	9.050	9.15	9.25	8.95	8.95		
		63 	9.350	9.25	9.40	9.55	9.30		
	GAM 45.675	61 	9.200	9.30	9.20	9.40	9.30		0.1
	61 NEMOV Alexei								
	62 BONDARENKO Alexei	62 	9.475	9.40	9.40	9.55	9.55		
		62 	9.600	9.55	9.60	9.60	9.70		
		61 	* 17.400	8.80	8.60	8.70	8.70		
	GRS 46.657	66 	* 18.800	9.10	9.55	9.70	9.20	9.60	9.50
		65 	9.416	9.20	9.50	9.65	9.10	9.60	9.50
	65 KABAEVA Alina	65 	9.425	9.15	9.60	9.70	9.10	9.55	9.50
	66 TCHACHINA Irina	66 	9.016	8.80	9.20	9.10	8.00	9.10	9.00
<b>2</b>	<b>UKRAINE</b>	<b>UKR</b>	<b>Match 134.440 (1)</b>						
	GAF 44.025	73 	* 17.750	8.80	8.85	8.95	8.90		
	73 KVASHA Alona	73 	9.275	9.30	9.30	9.25	9.15		
	74 YAROTSKA Irina	74 	8.100	8.20	8.10	8.05	8.10		
		73 	8.900	8.90	8.90	8.65	8.95		
	GAM 46.825	71 	9.575	9.60	9.60	9.40	9.55		
	71 ZOZULIA Roman	72 	8.750	8.80	8.80	8.70	8.50		
	72 BERESH Olexander	71 	* 19.250	9.70	9.70	9.50	9.55		
									
		72 	9.250	9.20	9.30	9.40	9.20		
	GRS 43.590	76 	* 18.266	8.90	9.10	9.40	9.40	9.40	9.40
		75 	8.283	7.40	8.40	9.20	9.40	8.90	8.90
	75 GODUNKO Natalya	76 	8.966	8.50	8.90	9.50	9.60	9.50	9.45
	76 BESSONOVA Anna	75 	8.075	7.00	8.20	9.00	9.10	9.05	9.00

LONGINES

**Demi Finales  
Semi Finals**

Time: 14:52  
Date: 04-05-2003  
Page: 1

**RESULTATS DES MATCHS  
MATCHS RESULTS**



























Match	Rg	Nation	Féd	No	Nom,Prénom	
Match	Rk	Country	Fed	Nb	Name,Firstname	
<b>1</b>	<b>1. RUSSIA</b> <b>74.516</b>		<b>RUS</b>	GAF	<b>28.075</b>	63 KHORKINA S. 64 PAVLOVA A.
				GAM	<b>18.650</b>	61 NEMOV A. 62 BONDARENKO A.
				GRS	<b>27.791</b>	65 KABAEVA A. 66 TCHACHINA I.
	<b>2. HUNGARY</b> <b>67.524</b>		<b>HUN</b>	GAF	<b>24.350</b>	43 KISS R. 44 PENTEK T.
				GAM	<b>28.425</b>	41 GAL R. 42 FEKETE L.
				GRS	<b>14.749</b>	45 HARRIS B. 46 DAROCZI P.
<b>2</b>	<b>1. UKRAINE</b> <b>74.749</b>		<b>UKR</b>	GAF	<b>27.925</b>	73 KVASHA A. 74 YAROTSKA I.
				GAM	<b>29.150</b>	71 ZOZULIA R. 72 BERESH O.
				GRS	<b>17.674</b>	75 GODUNKO N. 76 BESSONOVA A.
	<b>2. BELARUS</b> <b>71.399</b>		<b>BLR</b>	GAF	<b>26.050</b>	13 ZHARHANOVA T. 14 TARASENKA Y.
				GAM	<b>28.800</b>	11 KASPAROVICH D. 12 SAVENKOV D.
				GRS	<b>16.549</b>	15 CHARKACHINA L. 16 ZHUKAVA I.

**LONGINES**

Qualifications  
Qualification

Time: 17:56  
Date: 03-05-2003  
Page: 2

RESULTATS DETAILLES DES EQUIPES  
FULL TEAM RESULTS

























Num Num	Nation Nation	Féd Fed		Juges / Judges						Pen.	
				1	2	3	4	5	6		
<b>3</b>	<b>BELARUS</b>	<b>BLR</b>		<b>Match</b>	<b>131.482</b>	<b>(1)</b>					
	GAF 43.550	14		8.675	8.45	8.65	8.70	9.00			
	13 ZHARHANOVA Tatsiana	13		* 17.900	9.05	8.90	9.00	8.90			
	14 TARASENKA Yoliya	13		8.825	9.00	8.85	8.75	8.80			
		14		8.150	8.15	8.30	8.15	8.00			
	GAM 47.350	12		9.225	9.30	9.35	9.30	9.35		0.1	
	11 KASPAROVICH Dimitri										
	12 SAVENKOV Dzinis	11		9.500	9.55	9.35	9.45	9.55			
		11		* 19.050	9.60	9.50	9.55	9.50			
		12		9.575	9.50	9.60	9.55	9.60			
	GRS 40.582	16		* 14.966	VT 6.70	VA 7.40	EX 1 8.90	EX 2 8.60	EX 3 8.50	EX 4 8.40	0.20
		15		8.375	7.90	8.10	9.30	8.90	9.20	9.05	
	15 CHARKACHINA Lubou	15		8.550	8.05	8.40	9.30	9.10	9.20	9.20	
	16 ZHUKAVA Inna	16		8.691	8.15	8.60	9.45	8.80	9.40	9.25	
<b>4</b>	<b>ITALY</b>	<b>ITA</b>		<b>Match</b>	<b>130.382</b>	<b>(2)</b>					
	GAF 45.325	54		9.100	9.15	9.10	9.10	9.10			
	53 GARGANO Maria Teresa	54		9.025	9.20	8.95	8.80	9.10			
	54 PESTRIN Marika	53		8.500	8.45	8.50	8.85	8.50			
		53		* 18.700	9.40	9.30	9.15	9.40			
	GAM 45.700	52		9.200	9.15	9.20	9.20	9.30			
	51 MORANDI Matteo										
	52 POZZO Enrico	51		* 19.100	9.45	9.65	9.50	9.60			
		51		8.850	8.80	8.90	8.40	8.95			
		52		8.550	8.50	8.50	8.70	8.60			
	GRS 39.357	55		8.050	VT 7.30	VA 8.30	EX 1 8.50	EX 2 8.60	EX 3 8.80	EX 4 8.60	0.05
		55		* 15.600	6.50	8.40	8.60	8.60	8.30	8.40	
	55 LAURITO Romina	55		8.016	6.80	8.50	8.80	8.80	8.60	8.70	
		55		7.691	6.40	8.30	8.45	8.35	8.40	8.30	

LONGINES

Qualifications  
Qualification

Time: 17:56  
Date: 03-05-2003  
Page: 3

RESULTATS DETAILLES DES EQUIPES  
FULL TEAM RESULTS

























Num Num	Nation Nation	Féd Fed		Juges / Judges						Pen.
				1	2	3	4	5	6	
<b>5</b>	<b>HUNGARY</b>	<b>HUN</b>	<b>Match</b>	<b>122.464</b>	<b>(1)</b>					
	GAF 42.400	44		8.700	8.70	8.70	8.70	8.95		
	43 KISS Renata	43		* 17.800	8.70	9.00	8.80	9.00		
	44 PENTEK Tunde	43		7.200	7.30	7.45	7.10	7.05		
		44		8.700	8.70	8.85	8.55	8.70		
	GAM 44.825	41		9.275	9.25	9.30	9.35	9.20		
	41 GAL Robert	42		* 18.650	9.45	9.25	9.40	9.25		
	42 FEKETE Levente	41		9.200	9.00	9.20	9.25	9.20		
		42		7.700	7.70	7.70	7.60	7.80		
	GRS 35.239	45		* 14.332	VT	VA	EX 1	EX 2	EX 3	EX 4
		45		7.083	5.60	7.35	8.60	8.50	8.60	8.35
	45 HARRIS Brigitta	45		7.633	6.30	7.30	7.70	7.60	8.00	8.00
	46 DAROCZI Petra	46		6.191	7.00	6.95	9.00	8.80	9.00	8.90
					4.95	5.10	8.50	8.50	8.60	8.55
<b>6</b>	<b>GREAT BRITAIN</b>	<b>GBR</b>	<b>Match</b>	<b>120.147</b>	<b>(2)</b>					
	GAF 40.475	34		* 17.450	8.70	8.60	8.80	8.75		
	33 JONES Renay	34		7.500	7.65	7.40	7.60	7.10		
	34 FENNELL Cherrelle	33		8.275	8.30	8.35	7.95	8.25		
		33		7.250	7.35	7.35	7.05	7.15		
	GAM 42.025	32		7.100	7.30	7.10	7.10	7.10		
	31 JACKSON Kanukai	31		* 17.650	8.80	9.00	8.80	8.85		
	32 EVANS James	31		9.325	9.30	9.35	9.40	9.30		
		32		7.950	8.10	8.00	7.90	7.90		
	GRS 37.647	36		* 15.882	VT	VA	EX 1	EX 2	EX 3	EX 4
		35		7.733	7.15	7.80	8.90	8.90	8.80	8.85
	35 JOSE Rebecca	35		7.416	7.20	7.15	8.70	8.70	9.10	9.00
	36 MCKIBBIN Hannah	36		6.616	6.50	7.05	8.70	8.70	8.70	8.70
					6.20	5.85	7.80	7.80	7.80	7.80

LONGINES

Qualifications  
Qualification

Time: 17:56  
Date: 03-05-2003  
Page: 4

RESULTATS DETAILLES DES EQUIPES  
FULL TEAM RESULTS

Num	Nation	Féd	Juges / Judges						Pen.	
Num	Nation	Fed	1	2	3	4	5	6	Pen.	
<b>7</b>	<b>AUSTRIA</b>	<b>AUT</b>	<b>Match 117.823 (2)</b>							
	GAF 38.225	4 	8.200	8.20	8.10	8.20	8.20			
	3 GRATT Tanja	3 	7.925	7.80	7.95	7.95	7.90			
	4 PRAXMARER Stefanie	3 	* 13.800	7.45	7.05	6.75	6.70			
		3 	8.300	8.40	8.40	8.20	8.20			
	GAM 41.850	2 	8.100	8.30	8.00	8.00	8.20			
	1 ZIMMERMANN Thomas	1 	7.950	7.60	7.80	8.10	8.60			
	2 BALDAUF Marco	1 	* 17.600	8.90	8.90	8.70	8.70			
		2 	8.200	8.20	8.40	8.00	8.20			
	GRS 37.748	5 	6.816	5.70	7.05	8.20	8.00	7.50	7.80	0.20
	5 OBERHOFER Hanna	5 	* 15.600	7.00	8.00	8.30	8.30	8.50	8.50	
	6 WEBER Caroline	6 	7.666	6.90	8.00	8.00	8.00	8.20	8.30	
		6 	7.666	7.30	7.80	7.90	7.90	7.90	8.00	
<b>8</b>	<b>BULGARIA</b>	<b>BUL</b>	<b>Match 116.374 (2)</b>							
	GAF 24.875	24 	* 0.000	0.0	0.0	0.0	0.0			
	23 KARPENKO Victoria	23 	7.750	7.80	7.70	7.80	7.70			
	24 TANKOUSHEVA Nikolina	23 	8.450	8.65	8.35	8.45	8.45			
		24 	8.675	8.95	8.85	8.55	8.70		0.1	
	GAM 46.350	21 	9.075	9.05	9.10	9.05	9.20			
	21 JOVTCHEV Jordan	21 	* 19.550	9.80	9.85	9.60	9.75			
	22 YANEV Filip	22 	9.000	9.00	9.00	9.00	8.80			
		22 	8.725	8.75	8.60	8.70	8.90			
	GRS 45.149	25 	9.150	8.80	9.35	9.30	9.10	9.30	9.30	
	25 PEYCHEVA Simona	25 	8.916	8.40	9.25	9.20	9.10	9.10	9.10	
	26 MARINOVA Zornitsa	25 	* 18.050	8.50	9.35	9.30	9.05	9.20	9.25	
		25 	9.033	8.70	9.30	9.00	8.70	9.20	9.20	

LONGINES

**RESULTATS FINAL DES EQUIPES**  
**FINAL TEAM RESULTS**

Rg Fédération Rk Federation	Abrév. Abrev.				Total
<b>1 RUSSIA</b>	<b>RUS</b>	<b>GAF</b>	63	KHORKINA Svetlana	<b>140.574</b>
			64	PAVLOVA Anna	
		<b>GAM</b>	61	NEMOV Alexei	
			62	BONDARENKO Alexei	
		<b>GR</b>	65	KABAEVA Alina	
			66	TCHACHINA Irina	
<b>2 UKRAINE</b>	<b>UKR</b>	<b>GAF</b>	73	KVASHA Alona	<b>138.324</b>
			74	YAROTSKA Irina	
		<b>GAM</b>	71	ZOZULIA Roman	
			72	BERESH Olexander	
		<b>GR</b>	75	GODUNKO Natalya	
			76	BESSONOVA Anna	
<b>3 BELARUS</b>	<b>BLR</b>	<b>GAF</b>	13	ZHARHANOVA Tatsiana	<b>71.399</b>
			14	TARASENKA Yoliya	
		<b>GAM</b>	11	KASPAROVICH Dimitri	
			12	SAVENKOV Dzinis	
		<b>GR</b>	15	CHARKACHINA Lubou	
			16	ZHUKAVA Inna	
<b>4 HUNGARY</b>	<b>HUN</b>	<b>GAF</b>	43	KISS Renata	<b>67.524</b>
			44	PENTEK Tunde	
		<b>GAM</b>	41	GAL Robert	
			42	FEKETE Levente	
		<b>GR</b>	45	HARRIS Brigitta	
			46	DAROCZI Petra	
<b>5 ITALY</b>	<b>ITA</b>	<b>GAF</b>	53	GARGANO Maria Teresa	<b>130.382</b>
			54	PESTRIN Marika	
		<b>GAM</b>	51	MORANDI Matteo	
			52	POZZO Enrico	
		<b>GR</b>	55	LAURITO Romina	
<b>6 GREAT BRITAIN</b>	<b>GBR</b>	<b>GAF</b>	33	JONES Renay	<b>120.147</b>
			34	FENNELL Cherrelle	
		<b>GAM</b>	31	JACKSON Kanukai	
			32	EVANS James	
		<b>GR</b>	35	JOSE Rebecca	
			36	MCKIBBIN Hannah	
<b>7 AUSTRIA</b>	<b>AUT</b>	<b>GAF</b>	3	GRATT Tanja	<b>117.823</b>
			4	PRAXMARER Stefanie	
		<b>GAM</b>	1	ZIMMERMANN Thomas	
			2	BALDAUF Marco	
		<b>GR</b>	5	OBERHOFER Hanna	
			6	WEBER Caroline	
<b>8 BULGARIA</b>	<b>BUL</b>	<b>GAF</b>	23	KARPENKO Victoria	<b>116.374</b>
			24	TANKOUSHEVA Nikolina	
		<b>GAM</b>	21	JOVTCHEV Jordan	
			22	YANEV Filip	
		<b>GR</b>	25	PEYCHEVA Simona	
			26	MARINOVA Zornitsa	

**LONGINES**